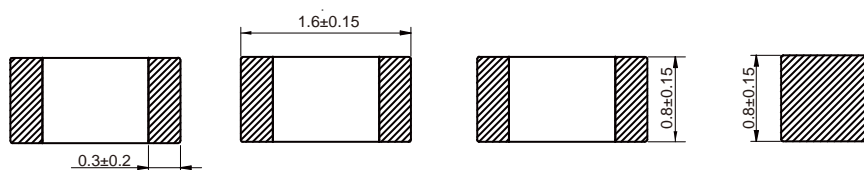


## Chip Ferrite Bead High Current Type Size 0603

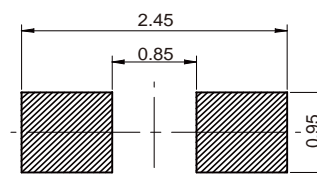


- 
- Compared to the FBA series, has low direct current resistance for  
with 2 materials of different features  
for countermeasures against everything from general signals to  
high-speed signals.
- Performs well even in signal lines where low direct current resistance  
is required.
- 
- 
- 
- 

### Dimensions: [mm]



### Land Pattern: [mm]



### Electrical Properties:

	( $\Omega$ )		( $\Omega$ )	(mA)
FBHA0603S-300-502R	30	$\pm 25\%$	0.010	5000
FBHA0603S-600-402R	60	$\pm 25\%$	0.020	4000
FBHA0603S-800-302R	80	$\pm 25\%$	0.030	3000
FBHA0603S-101-302R	100	$\pm 25\%$	0.030	3000
FBHA0603S-121-302R	120	$\pm 25\%$	0.035	3000
FBHA0603S-151-252R	150	$\pm 25\%$	0.040	2500
FBHA0603S-221-232R	220	$\pm 25\%$	0.050	2300
FBHA0603S-301-222R	300	$\pm 25\%$	0.070	2200
FBHA0603S-471-202R	470	$\pm 25\%$	0.090	2000
FBHA0603S-601-202R	600	$\pm 25\%$	0.095	2000
FBHA0603S-102-152R	1000	$\pm 25\%$	0.150	1500

Temperature Rise Current: The actual value of DC current when the temperature rise is  $\Delta T=40^{\circ}\text{C}$



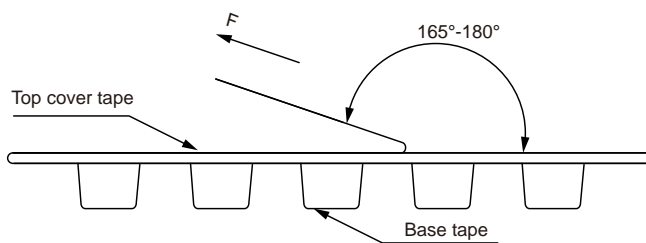
## Soldering Reflow:

## Packaging Information:

Tape Dimension:

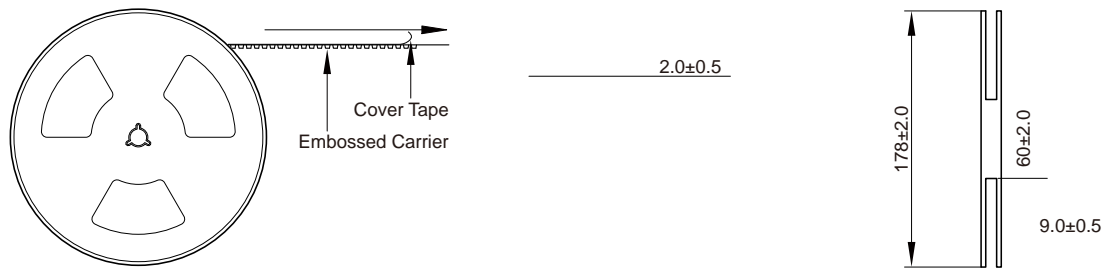
SeriesSeriesL-B4Q B aFB R)4ARAfRAA B • A57 GyQbwA8cf D A H B Da u q X H ( b P ( P p q A l @ # S D & 4 B S f C @ # S D & 6 T G S M D y  
3¥60~150 sec.Max temperature:1260¥

### Peel force of top cover tape:



The peel force of top cover tape shall be between 0.14 to 0.58 N

## Reel Dimension: [mm]



## Cautions and Warnings:

### Storage Conditions:

- The storage period is within 12 months after the completion of production. Be sure to follow the storage conditions (temperature:  $-5$  to  $35^{\circ}\text{C}$ , humidity: 75% RH Max). If the storage period elapses, the soldering of the terminal electrodes may deteriorate. The warranty period is one year.
- Product should not be exposed to environment with high temperature, high humidity, dust, corrosive gas and etc.
- Products should be handled with care to avoid damage or contamination from perspiration and skin oils.
- Please always handle products carefully to prevent any damage caused by dropping down or inappropriate removing.

### Operation Instructions:

- Self heating (temperature increase) occurs when the power is turned ON, so the tolerance should be sufficient for the set thermal design.
- Before soldering, be sure to preheat components. The preheating temperature should be set so that the temperature difference between the solder temperature and chip temperature does not exceed  $150^{\circ}\text{C}$ .
- 
-